

Sterling Liquidity Fund (charges included)

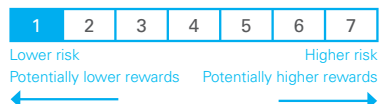
Unit-Linked Life Insurance Reported in GBP



FUND AIM

The fund aims to offer access to liquidity whilst providing capital stability. The investment objective of the fund is to provide diversified exposure and a competitive return in relation to SONIA (Sterling Overnight Index Average). Performance may be shown relative to this rate, but the fund does not specifically target this performance objective.

RISK AND REWARD PROFILE



The summary risk indicator is a guide to the level of risk of this product compared to other products. It shows how likely it is that the product will lose money because of movements in the markets or because we are not able to pay you.

The risk indicator assumes you keep the product for less than one year. You may not be able to sell your product easily or you may have to sell at a price that significantly impacts on how much you get back.

For more information, please refer to the Key Risks section on page 3.

WHO IS THIS FUND FOR?

- The members of UK registered and certain non-UK registered defined benefit or defined contribution occupational pension schemes.
- There is no recommended minimum holding period.

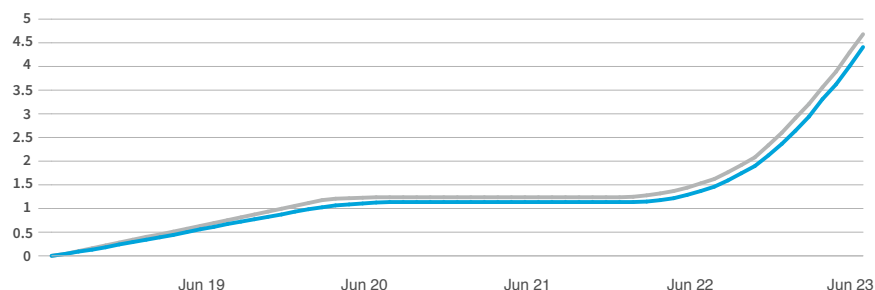
FUND CHARACTERISTICS

This fund is invested predominantly in shares of the LGIM Sterling Liquidity Fund ("SLF") a sub fund of LGIM Liquidity Funds Plc.; an Investment Company incorporated in Ireland and authorised as an undertaking for collective investment in transferable securities (UCITS) by the Central Bank of Ireland. The Prospectus and Key Investor Information Document ("KIID") for the SLF are available on request. The principle investment objective of the SLF is to provide capital stability, liquidity and income through investment in a diversified portfolio of high credit quality short term fixed income and variable rate securities including but not limited to certificates of deposit, fixed and floating rate notes, fixed rate commercial paper and bonds listed or traded on one or more recognised exchanges. In addition, the SLF will seek to obtain and maintain a triple-A rating from at least one internationally recognised rating agency (for example, AAAM by Standard & Poor's).

FUND FACTS

Fund size	Base currency	Weighted average maturity	Benchmark
£5,883.9m	GBP	34 days	SONIA
Launch date	Domicile	Weighted average final maturity	
Feb 2010	UK	60 days	

PERFORMANCE (%)



	YTD	3m	6m	1y	3y	5y
Fund	2.01	1.08	2.01	3.05	1.07	0.89
Benchmark	2.04	1.09	2.04	3.13	1.15	0.89
Relative	-0.03	-0.01	-0.03	-0.08	-0.08	0.00

ANNUAL PERFORMANCE (%)

12 months to 30 June	2023	2022	2021	2020	2019
Fund	3.05	0.22	-0.03	0.57	0.67
Benchmark	3.13	0.34	0.02	0.41	0.56
Relative	-0.08	-0.12	-0.05	+0.16	+0.11

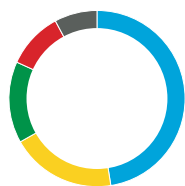
All performance periods over a year will be annualised. Source: LGIM. Performance based on daily close mid-market prices after the deduction of our standard investment management fees, which may or may not be the same for your scheme. Please refer to your scheme literature, or to your scheme administrator, for the fee rate that applies to your scheme. **Past performance is not a guide to the future.**

Please note that with effect from 30 September 2021 the reference index was amended from 7 Day GBP LIBID. The benchmark displayed in the tables opposite is a composite previous index and the current index which have been chainlinked for reporting purposes.



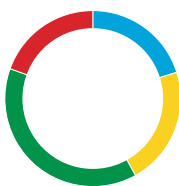
PORTFOLIO BREAKDOWN

All data source LGIM unless otherwise stated. Totals may not sum due to rounding.



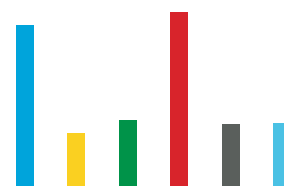
ASSET (%)

Certificate of Deposit	47.5
Repurchase Agreement	19.3
Floating Rate Notes	15.0
Commercial Paper	10.4
Deposit (Overnight)	7.8



CREDIT RATING (%)










AA	20.2
AA-	21.8
A+	38.6
A	19.5



DAYSTO MATURITY (%)

Overnight	27.5
2 to 7 days	9.4
7 days to 1 Month	11.5
1 to 3 months	29.7
3 to 6 months	10.9
6 to 12 months	11.0

COUNTRY (%)

	United Kingdom	27.6
	France	20.4
	Canada	11.9
	Australia	9.0
	Japan	7.9
	Netherlands	7.4
	Belgium	4.1
	Finland	3.3
	United Arab Emirates	3.2
	Other	5.1

TOP 10 ISSUERS (%)

United Kingdom Treasury*	19.0
BRED Banque Populaire	5.8
BFCM	4.5
Credit Agricole SA	4.2
Lloyds Banking Group	3.6
BNP Paribas	3.6
Toronto Dominion Bank	3.5
Nationwide Building Society	3.3
Nordea Bank	3.2
ING Bank	3.1

*Includes reverse repurchase agreements collateralised with UK Treasury issuance.

LIQUIDITY MANAGEMENT

Liquidity Management (within Global Trading and Liquidity) forms a strategic part of our asset management capability incorporating liquidity and short duration portfolios as well as securities financing.

KEY RISKS

- The value of an investment and any income taken from it is not guaranteed and can go down as well as up; you may not get back the amount you originally invested.
- The return from your investment is not guaranteed and therefore you may receive a lower or higher return than you anticipated. There will be a variation in performance between funds with similar objectives due to the different assets selected.
- PMC's charges and associated transaction costs are subject to change, with notice for the former and without notice for the latter. Charges and transactions costs deducted from the policy reduce your potential for capital growth in the future.
- Tax rules and the treatment of income and capital gains could change in the future and may be applied retrospectively.
- Inflation reduces the purchasing power of money over time as the cost of purchasing goods and services increases. If the rate of inflation exceeds the rate of return on your portfolio, it will erode the value of your portfolio and its investments in real terms.
- In extreme market conditions it may be difficult to realise assets held for a fund and it may not be possible to redeem units at short notice. We may have to delay acting on your instructions to sell or the price at which you cancel the units may be lower than you anticipated.
- The value of a fund's assets may be affected by uncertainties such as international political developments, market sentiment, economic conditions, changes in government policies, restrictions on foreign investment and currency repatriation, currency fluctuations and other developments in the laws and regulations of countries in which investment may be made.
- PMC seeks to mitigate counterparty risk wherever possible on behalf of its policyholders through a variety of measures which include: each fund's non-cash assets being held with independent custodians, sweeping cash (where appropriate) overnight into the LGIM's range of Liquidity funds (above a deminimus level), using the delivery versus payment system when settling transactions and the use of central clearing for exchange traded derivatives and forward foreign exchange transactions. However, in the event of the failure of a counterparty, custodian or issuer there is a residual risk that a fund may suffer asset losses which are unrecoverable.

For more information, please refer to the Description of Funds [↗](#)



SPOTLIGHT ON LEGAL & GENERAL INVESTMENT MANAGEMENT

We are one of Europe's largest asset managers and a major global investor, with assets under management of £1,195.7 billion (as at 31 December 2022). We work with a wide range of global clients, including pension schemes, sovereign wealth funds, fund distributors and retail investors.

Source: LGIM internal data as at 31 December 2022. The AUM disclosed aggregates the assets managed by LGIM in the UK, LGIMA in the US and LGIM Asia in Hong Kong. The AUM includes the value of securities and derivatives positions.

TO FIND OUT MORE

This factsheet has been produced to provide you with fund information and is not designed to provide advice on the suitability of an investment for your personal financial situation. It should be read in conjunction with your pension scheme particulars.

If you have any questions regarding its contents, please speak to the scheme administrator, trustees or your financial advisor.

Important information

Copyright © 2023 Legal & General. This document is subject to copyright. Any unauthorised use is strictly prohibited. All rights are reserved.

Issued by Legal and General Assurance (Pensions Management) Limited ("PMC") which is a life insurance company and manages this investment using an insurance policy notionally divided into a number of Funds. Registered in England and Wales No. 01006112. Registered Office: One Coleman Street, London, EC2R 5AA. Authorised by the Prudential Regulation Authority and Regulated by the Financial Conduct Authority and the Prudential Regulation Authority No. 202202. Legal & General Investment Management Limited has been appointed as the discretionary investment manager for this Fund, it is authorised and regulated by the Financial Conduct Authority No. 119272. All features described in this factsheet are those current at the time of publication and may be changed in the future. Nothing in this factsheet should be construed as advice and it is therefore not a recommendation to buy or sell securities. If in doubt about the suitability of this product, you should seek professional advice. Copies of the Key Features Document, Descriptions of Funds and associated policy documents are available free of charge on request. This document is only directed at investors resident in jurisdictions where our funds are registered for sale. It is not an offer or invitation to persons outside of those jurisdictions. We reserve the right to reject any applications from outside of such jurisdictions.

Source: Unless otherwise indicated all data contained in this factsheet is sourced from Legal & General Investment Management Limited. Where this document contains third party data ("Third Party Data"), we cannot guarantee the accuracy, completeness or reliability of such Third Party Data and accept no responsibility or liability whatsoever in respect of such Third Party Data.

Copyright 2023, S&P Global Market Intelligence. Reproduction of any information, data or material, including ratings ("Content") in any form is prohibited except with the prior written permission of the relevant party. Such party, its affiliates and suppliers ("Content Providers") do not guarantee the accuracy, adequacy, completeness, timeliness or availability of any Content and are not responsible for any errors or omissions (negligent or otherwise), regardless of the cause, or for the results obtained from the use of such Content. In no event shall Content Providers be liable for any damages, costs, expenses, legal fees, or losses (including lost income or lost profit and opportunity costs) in connection with any use of the Content. A reference to a particular investment or security, a rating or any observation concerning an investment that is part of the Content is not a recommendation to buy, sell or hold such investment or security, does not address the suitability of an investment or security and should not be relied on as investment advice. Credit ratings are statements of opinions and are not statements of fact.

Internal Fund Code: VL